

DEPARTMENT OF HOMELAND SECURITY
U.S. Coast Guard
APPLICATION FOR SIMPLIFIED MEASUREMENT

OMB No: 1625-0022

I. APPLICABILITY

A U.S. flag vessel is eligible to be measured under the Simplified system (46 CFR 69 subpart E) if it is either: 1) less than 79 feet in overall length; or 2) a non-self-propelled or recreational vessel. Some vessels that are 79 feet or more in overall length may also require measurement under the Convention system (46 CFR 69 subpart B). This includes vessels that engage on foreign voyages, as well as recreational vessels that engage on voyages outside the Great Lakes and have keel laid dates after December 31, 1985. Refer to 46 CFR 69.11 for complete measurement eligibility details.

II. VESSEL DATA

1. VESSEL NAME _____

2. HULL ID NO. _____
(also provide official number, if available)





3. HULL MATERIAL:

Wood	Steel	Fibrous Reinforced Plastic <i>(e.g., fiberglass)</i>
Aluminum	Concrete	Other _____

4. PROPULSION MACHINERY:

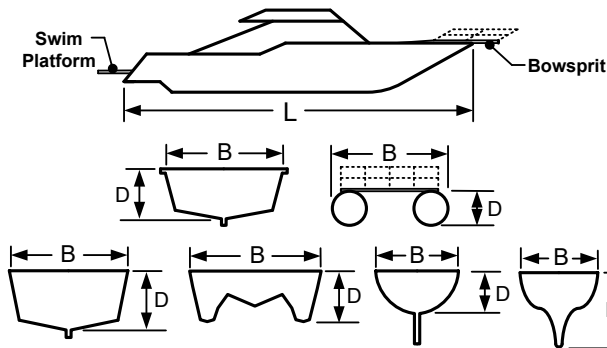
Located inside hull *(e.g., inboard engine or stern drive)*
 Located entirely outside hull *(e.g., outboard motor)*
 Non-self-propelled *(not fitted with any propulsion machinery)*

5. SHAPE OF HULL(S): *(for tri-hull vessels, check the block best describing the center hull)*

Powerboat, ship or circular 	Sailboat distinct keel (or no keel) 
Box or barge 	Sailboat integral keel (keel is faired to hull) 

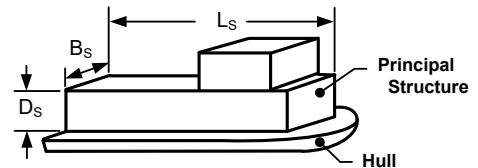
6. OVERALL DIMENSIONS:

Overall Length (L) = _____ ft _____ in
 Overall Breadth (B) = _____ ft _____ in
 Overall Depth (D) = _____ ft _____ in



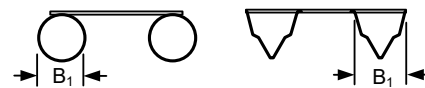
7. ADDITIONAL DIMENSIONS FOR LARGE DECK STRUCTURES:
(Complete only if the volume of the principal deckhouse, cabin or similar structure above the main deck exceeds the hull volume)

Structure Length (L_s) = _____ ft _____ in
 Structure Breadth (B_s) = _____ ft _____ in
 Structure Depth (D_s) = _____ ft _____ in



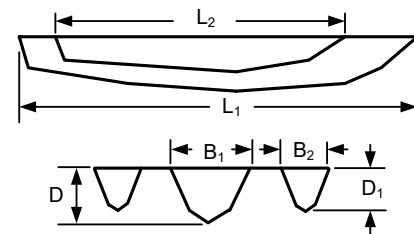
8. ADDITIONAL DIMENSION FOR TWIN HULL VESSELS:
(Applies only if there is no buoyant volume in the structure that connects the hulls together)

Individual Hull Breadth (B₁) = _____ ft _____ in



9. ADDITIONAL DIMENSIONS FOR TRI-HULL VESSELS:
(Applies only if there is no buoyant volume in the structure that connects the hulls together)

Center Hull Length (L₁) = _____ ft _____ in
 Center Hull Breadth (B₁) = _____ ft _____ in
 Center Hull Depth (D) = _____ ft _____ in
 Outer Hull Length (L₂) = _____ ft _____ in
 Outer Hull Breadth (B₂) = _____ ft _____ in
 Outer Hull Depth (D₁) = _____ ft _____ in



III. STATEMENT OF REPRESENTATION

I understand that, under the provisions of 46 CFR 69.25, a person making a false statement or representation in this application may be fined up to \$30,000 and that the vessel also is liable in rem for the penalty. I certify that the information provided by me above is correct.

Owner's printed name _____ Owner's signature _____ Date _____

APPLICATION FOR SIMPLIFIED MEASUREMENT - INSTRUCTIONS

Complete this form to certify information which is used to assign the vessel's tonnages and registered dimensions pursuant to section 69.205 of Title 46, Code of Federal Regulations, part 69 (46 CFR 69.205), Simplified Regulatory Measurement System (subpart E). If the vessel is documented, or intended to be documented, as a vessel of the United States under 46 CFR 67, submit this form to the National Vessel Documentation Center (NVDC). Otherwise, the form is not further processed, but may be retained, at the vessel owner's option, as evidence of the tonnage measurement. Specify dimensions in terms of feet (to the nearest tenth) or feet and inches (to the nearest inch). When completed electronically, this form will calculate gross and net tonnages, and display them in the upper left-hand corner of the form.

VESSEL TONNAGE

Tonnage is a measure of volume, often expressed in "tons" of 100 cubic feet. It differs from a vessel's weight, which may also be expressed in "tons". Gross tonnage refers to the measure of the overall size of a vessel. Net tonnage refers to the measure of the useful capacity of the vessel.

SIMPLIFIED MEASUREMENT

Under this system, tonnages and registered dimensions are assigned using information certified on the front of this form. Formulas for calculating tonnages are found in 46 CFR 69 subpart E, and in policy and guidance documents available from the Coast Guard Marine Safety Center (MSC).

OTHER MEASUREMENT SYSTEMS

Formal measurement systems may be used in lieu of the Simplified system and may yield different tonnages. They require the owner to obtain the services of an authorized measurement organization, whose surveyor performs a physical inspection of the vessel. Contact information for these organizations is available from the MSC.

DOCUMENTATION ELIGIBILITY

Under Simplified measurement, a vessel must be 5 net tons or more to be eligible for documentation (issued a Certificate of Documentation). Further information on vessel documentation and its application process (using form CG-1258) is available from the NVDC.

MULTI-HULL VESSELS

For the purposes of Simplified measurement, twin hull and tri-hull vessels are multi-hull vessels, which are defined as vessels with more than one distinct hull. To be considered a distinct hull, the hull must connect to another hull only with structure that is not a part of the vessel's buoyant hull envelope. For example, multi-hull vessels can include pontoon boats, Hobie Cat-like catamarans, and certain vessels with outriggers, where the connecting structure consists solely of tubing or open structural members.

NOVEL/UNIQUE CRAFT

Certain novel or unique craft cannot be identified or categorized in the types described on the front of this form. If the vessel is in this category, complete Section II, Items 1-4, and Section III of this form and send it, along with sketches, drawings and/or photographs showing vessel geometry and overall dimensions, to the MSC at the address listed below. Send Form CG-1258 and all other information required for vessel documentation to the NVDC, notifying them of the tonnage data submission to the MSC.

ADDITIONAL GUIDANCE

Refer to *Tonnage Guide 1 - Simplified Measurement*, available from the MSC.

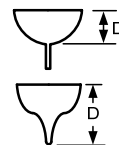
GUIDANCE BY ITEM

- 1. VESSEL NAME:** Specify the vessel's name. Note that for a documented vessel, the name must be composed of letters of the Latin alphabet or Arabic or Roman numerals (e.g., no special characters).
- 2. HULL ID NO.:** Specify a unique hull number assigned to the vessel, such as the hull identification number (HIN). The HIN is a 12-character identifier assigned only to recreational vessels, containing the 3-character manufacturer identification code (MIC), serial number, month of production, and model year information (e.g., "XYZ12345L485"), and is typically affixed permanently to the starboard outboard side of the transom. For a documented vessel, also specify the official number.
- 3. HULL MATERIAL:** Indicate the hull material. If "Other", specify.
- 4. PROPULSION MACHINERY:** Indicate the location of the propelling machinery, or if the vessel is non-self-propelled. For a vessel having any propelling machinery in its hull, the location is "inside hull".
- 5. SHAPE OF HULL:** Indicate the shape of the hull.
- 6. OVERALL DIMENSIONS:**

Length (L) is the horizontal distance of the hull between the outboard side of the foremost part of the stem (bow), and the outboard side of the aftermost part of the stern. It does not include bowsprits, rudders, outboard motor brackets, swim platforms not containing buoyant volume and other fittings and attachments that are not part of the buoyant hull envelope.

Breadth (B) is the horizontal distance taken at the widest part of the hull, excluding rub rails, from the outboard side of the skin (outside planking or plating) on one side of the hull to the outboard side of the skin on the other side of the hull.

Depth (D) is the vertical distance taken at or near amidships from a line drawn horizontally through the uppermost edges of the skin (outside planking or plating) at the sides of the hull (excluding the cap rail, trunks, cabins and deckhouses, and deck caps) to the outboard face of the bottom skin of the hull, excluding the keel. If the vessel is designed for sailing and the interface between the "keel" and the "bottom skin of the hull" is not at a clearly defined location (as is the case with an "integral" or "faired" keel), include the keel in the depth measurement.



- 7. ADDITIONAL DIMENSIONS FOR LARGE DECK STRUCTURES:** If the volume of the principal deck structure is as large as, or larger than, the volume of the hull, specify the average dimensions of the principal deck structure.
- 8. & 9. ADDITIONAL DIMENSIONS FOR TWIN & TRI-HULL VESSELS:** Apply the appropriate definitions under Item 6 to the individual hulls of a multi-hull vessel.

Privacy Notice

Authority: 46 U.S.C. 12501, 12502 and 14522; and 46 CFR 69.205

Purpose: To provide owner-certified data, which the U.S. Coast Guard uses as a basis for assigning tonnages and registered dimensions under the Simplified Regulatory Measurement System (46 CFR 69 subpart E).

Routine Uses: Any sharing that is done with this information is done so in accordance with DHS/USCG/PIA-008 MISLE.

Disclosure: Furnishing this information is voluntary; however, failure to furnish the requested information will prevent assignment of tonnages and registered dimensions under the Simplified Regulatory Measurement System for documented vessels or vessels intended to be documented.

An agency may not conduct or sponsor, and a person is not required to respond to a collection of information unless it displays a valid OMB control number. The Coast Guard estimates that the average burden for this form is 2 hours. You may submit any comments concerning the accuracy of this burden estimate or any suggestions for reducing the burden to: Commanding Officer (MSC), Attn: Marine Safety Center, US Coast Guard Stop 7430, 2703 Martin Luther King Jr. Avenue SE, Washington, DC 20593-7430 or Office of Management and Budget, Paperwork Reduction Project (1625-0022), Washington, DC 20503.